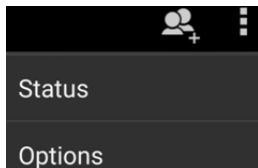


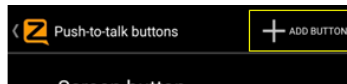
Set up NEXTAV™ Dellking devices with Zello

1. Switch on. Pair NEXTAV Dellking device (Bluetooth ID: DellKing PTT Mic) with your Android phone.
2. After connection is established, run Zello and tap the menu on the top right:
3. Then choose “Options”

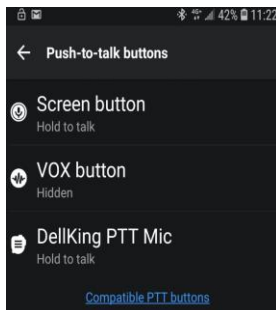


4. press “Push-to-talk buttons”

5. press “+” (located on the lower right corner of your Android phone)



6. Press your NEXTAV DellKing’s PTT button. You will see DellKing PTT Mic shows up as a “Push-to-talk buttons”.



7. Go back to the talk screen and you are all set.

